
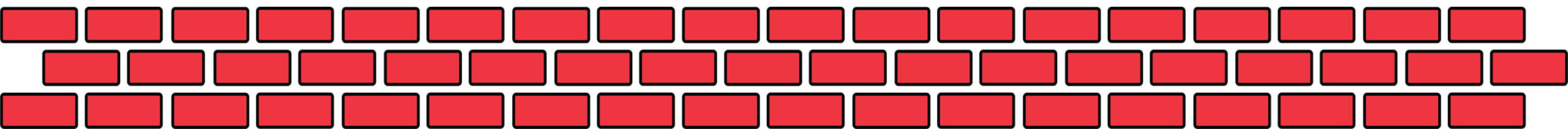




Alfred Sutton
Primary School

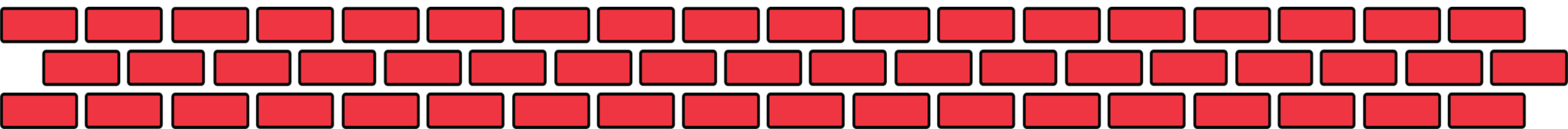


Welcome to EYFS



Welcome to Alfred Sutton Primary School

- We would like to extend a warm welcome to you and your family and thank you for choosing Alfred Sutton.
- We are ready to help you and your child embark upon their learning journey.
- At Alfred Sutton we aim to ensure that everyday is full of purposeful play, exploration, curiosity and fun.



Staff in Nursery

Nursery

Ms Kiani
Monday, Tuesday and Wednesday
morning

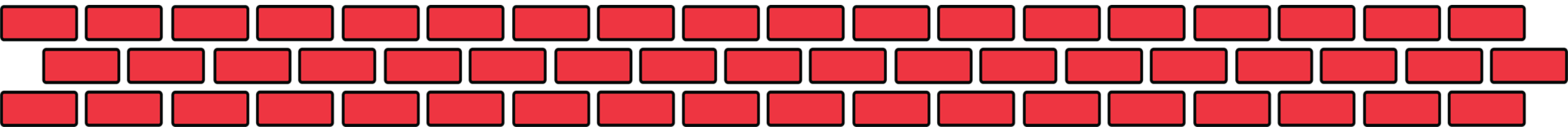
Mrs Torenga
Wednesday, Thursday and Friday

Early Years Practitioner

Mrs Branning

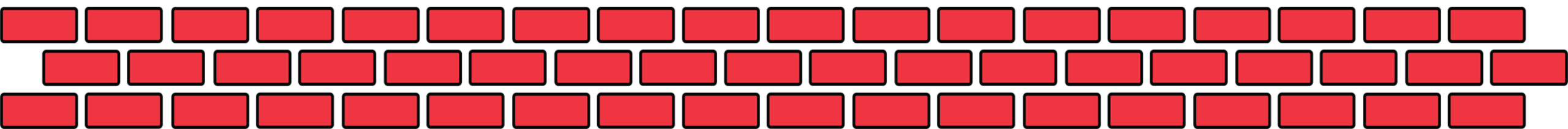
Ms Evans

Mrs Salman



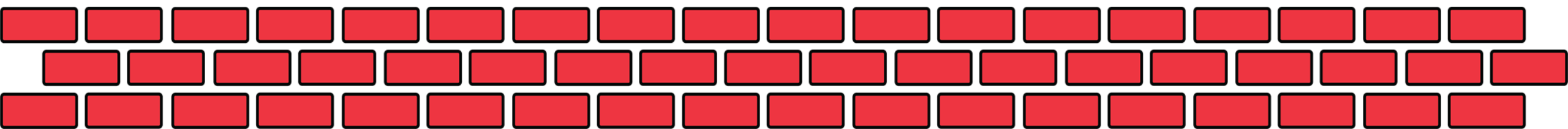
Staff in Reception

Reception		
Miss Sharma	Mrs Newton	Ms Mussett EYFS Phase Lead
Bluebell	Poppy	Sunflower
Early Years Practitioners and Teaching Assistants		
Mrs Idjer Mrs Noorbhai	Miss Passmore Mrs Yousaf	Mrs Mardeda Ms Gulbahar Mrs Brown



Transition to school

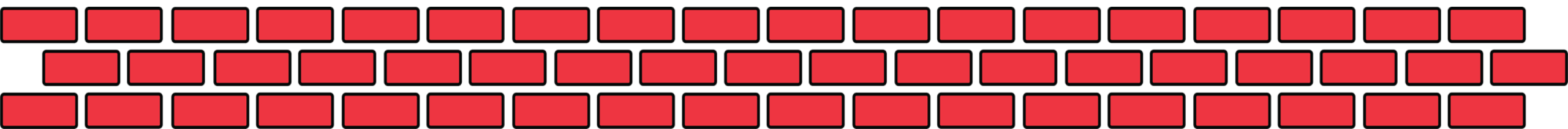
- Transition is very important. We want your child to feel happy and confident in their new environment and with new staff.
- We offer a range of transition events to help children and families feel settled and secure. These may include welcome meetings for parents and stay-and-play sessions for children.
- For children starting Reception, staff also contact and visit children's previous settings to learn more about their interests and needs.



Preparing for nursery

5 Steps to Prepare Your Child for Nursery Class

1. **Talk about nursery in advance:** share excitement about new friends and fun activities. Visit the nursery together if possible.
2. **Establish a routine:** practise daily habits like brushing teeth, getting dressed and saying goodbye to build confidence.
3. **Arrange playdates:** help your child get used to playing, sharing and taking turns with others.
4. **Get your child excited:** show photos of staff and classrooms. Talk about the fun activities they will do.
5. **Attend open events:** explore the environment together, meet staff and ask questions.



Preparing for Reception

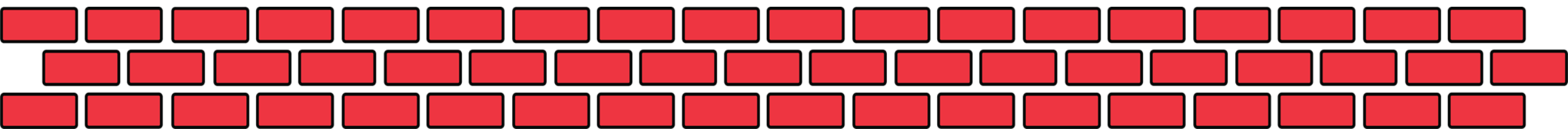
How to help your child to be school-ready

Starting school is a big step, and helping your child build confidence and independence will make the transition smoother. Here are some key skills to practise at home:

- Independence and Self-Care
- Play, Creativity and Curiosity
- Communication and Social Skills
- Listening and Engagement
- Being with Other
- Physical Development
- Healthy Routines



<https://startingreception.co.uk/>



Early Years Foundation Stage

The EYFS is based on four principles:

The Unique Child

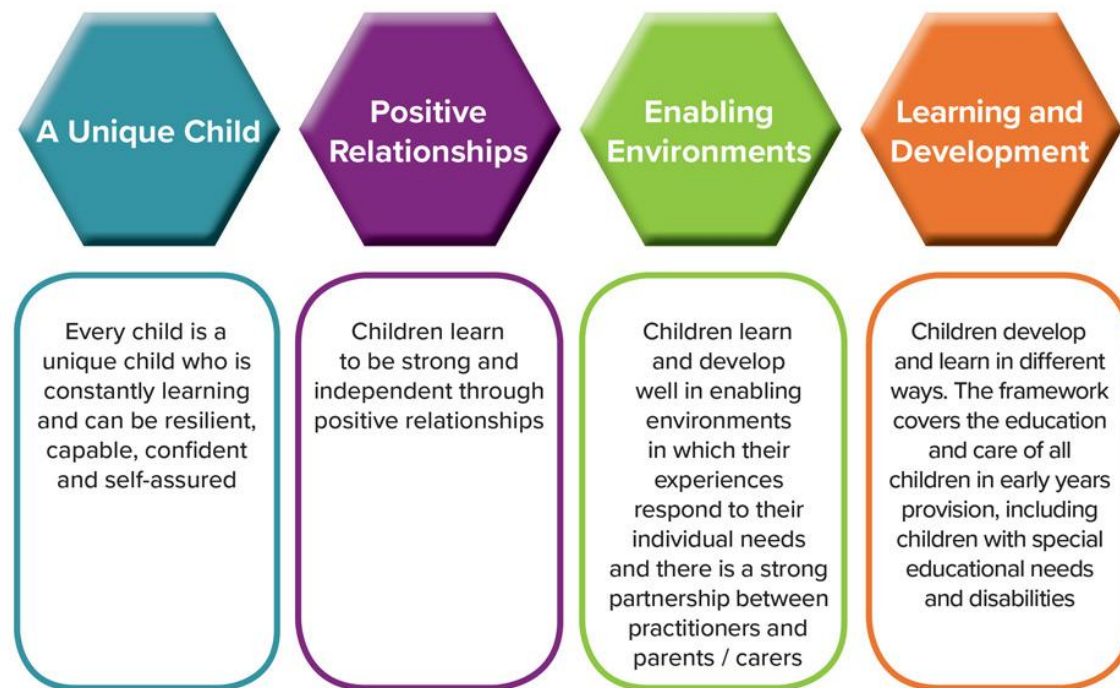
Positive Relationships

Enabling Environments

Learning and Development

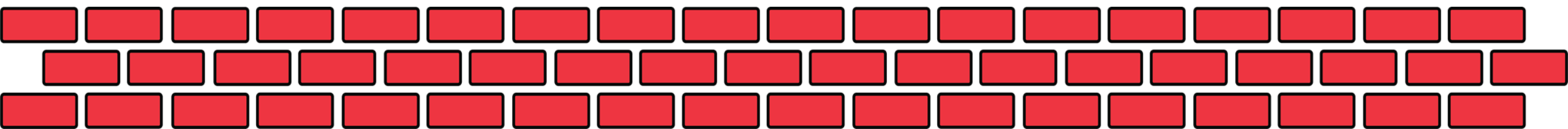
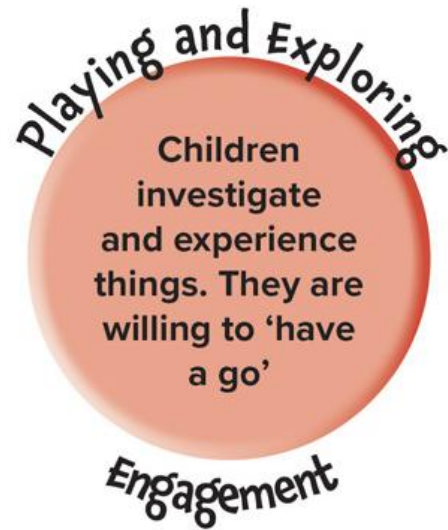
- Every child is unique and individual and will make progress at different rates. Positive relationships and enabling environments will stimulate children's curiosity and help them thrive, learn and develop.
- These principles underpin all aspects of teaching and learning in the Early Years Foundation Stage.

The Four Guiding Principles of the Early Years Foundation Stage



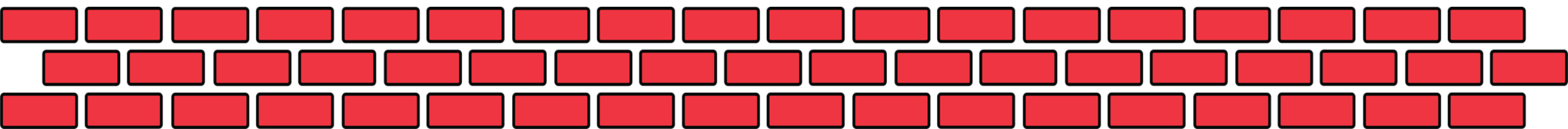
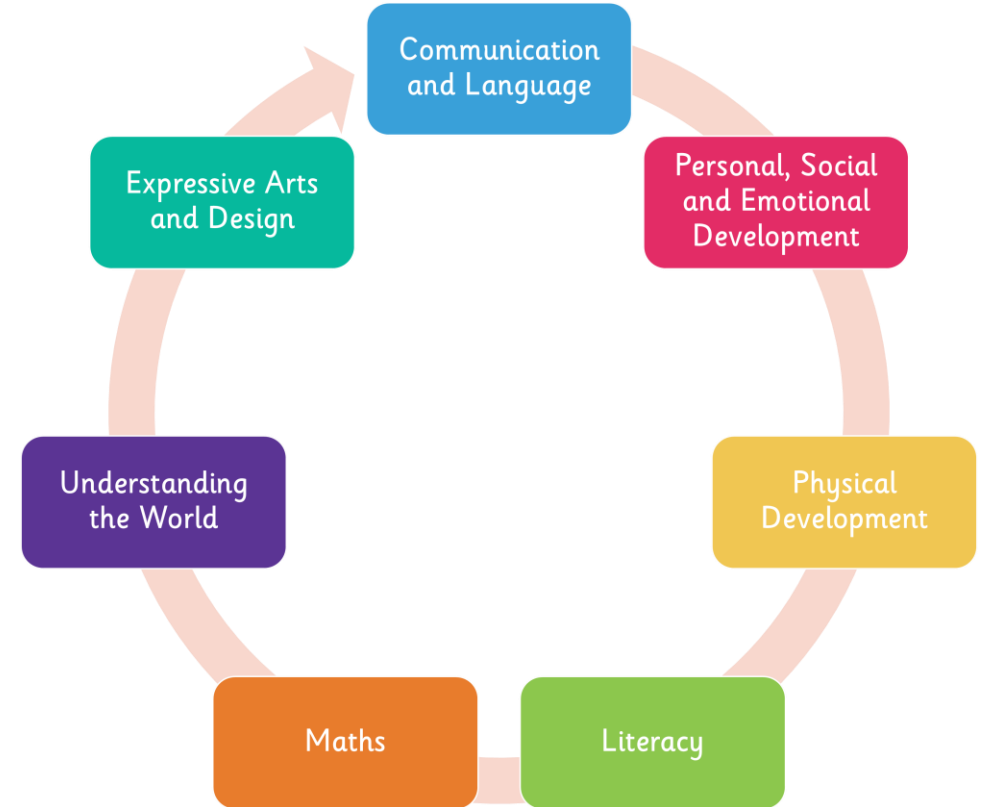
Characteristics of Effective Teaching and Learning

The characteristics of effective learning underpin learning and development across all areas of learning and support the child to remain an effective and motivated learner.



Learning in the Foundation Stage

- There are 7 areas of learning and development.
- These 7 areas are used to shape our education programme and determine what children will be learning.
- Each of these areas is as important as the other and all are interwoven.
- They are split into Prime and Specific areas.



The Role of Play

Play is central to the EYFS, helping children to learn in a natural, engaging way.

Through play, children develop **creativity, imagination and problem-solving skills.**

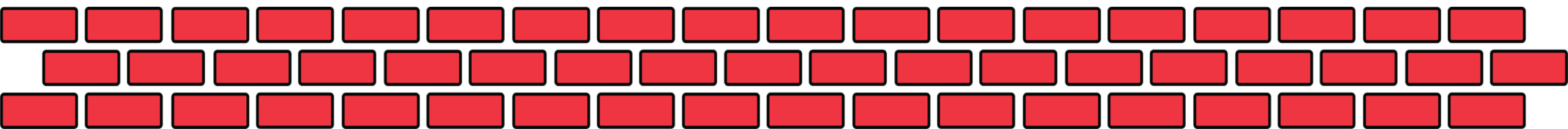

Play encourages children to explore, take risks, and build independence and confidence.

HOW CHILDREN DEVELOP SKILLS THROUGH PLAY



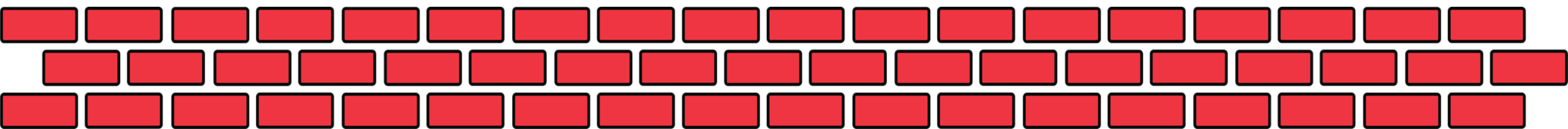
Learning in Nursery and Reception

- **Skills, knowledge and vocabulary** are taught progressively throughout the year so children build firm foundations for future learning.
- **Carefully planned topics** are designed to spark curiosity, introduce new ideas and extend children's vocabulary.
- **High-quality books** are carefully chosen to link with themes and inspire a wide range of rich learning experiences.
- **Adult-led teaching** provides structure and introduces new concepts in small groups and whole-class sessions.
- **Continuous provision** allows children to practise and apply their learning through purposeful play.
- **Skilful adult interactions** extend children's thinking, deepen understanding, and support problem-solving.



The Learning Environment

- **Welcoming, safe and stimulating** spaces where children feel secure.
- **Indoors and outdoors** used equally to provide rich learning opportunities.
- Resources are **accessible and inviting**, promoting independence and curiosity.
- Supports children's **social, emotional, physical and cognitive development**.
- Carefully designed to **spark curiosity and support a love of learning**



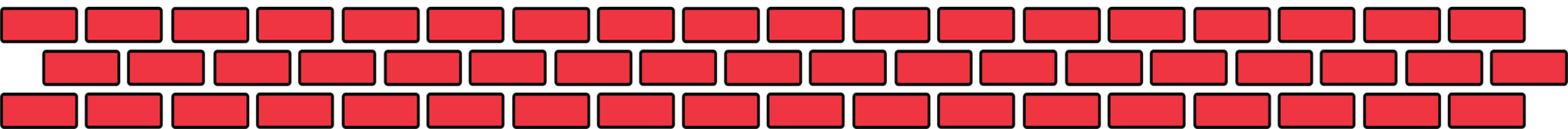
The school day - Reception

A typical school day:

- **8.30am** – School gates open – stay with your child until the classroom doors open.
- **8:40am** – Classroom doors open – please say goodbye in the playground and do not enter the classroom.
- **8:50am** – Class doors close and the register is taken. Children arriving after the doors have closed will need to be signed in at the office and will be marked as late.
- **9:00am** – Morning learning sessions inc. phonics, carpet time, small group adult-led activities, child-initiated learning and snack.
- **11:50-12:50pm** Lunch and playtime
- **12:50-1pm**: registration and mindfulness
- **1pm** – Afternoon learning sessions inc. carpet time, small group adult-led activities, child-initiated learning and storytime
- **3.10pm** – School ends.

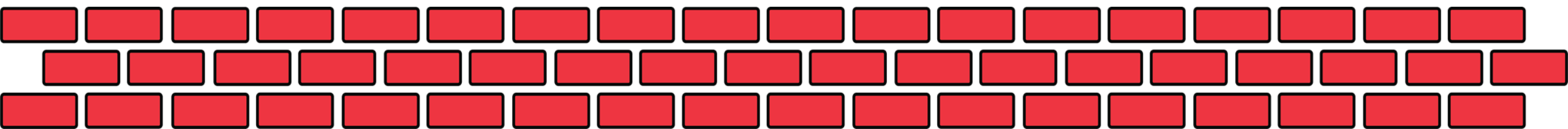
Collection - wait in the outside the classroom and your child will be sent to you.

Please do not come up to the classroom door.



Phonics and Maths

- We teach children to read using the systematic phonics programme Read Write Inc. Phonics.
- This is a complete phonics programme which helps all children learn to read fluently and at speed so they can focus on developing their skills in comprehension, vocabulary and spelling.
- We use the White Rose scheme of work to teach Maths.
- White Rose teaches children mathematical concepts through pictorial, practical and written methods to develop a deep understanding in Maths and improve fluency.

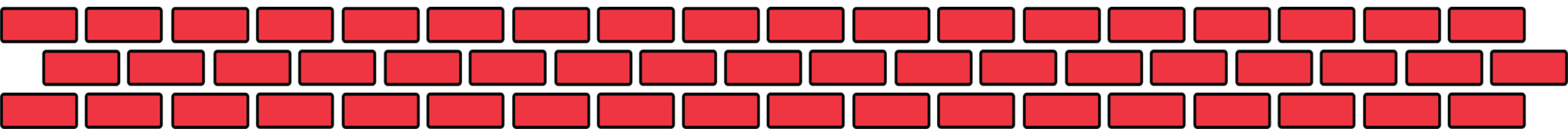


Learning partnership

How to support your child with their learning:

Ensure your child is in school and on time (8:50)

- Each week, on Tapestry, you will receive an **overview of your child's learning**, giving you a glimpse of the activities and experiences they have enjoyed in school. This will also include **ideas for simple, engaging activities** you can do at home to build on their understanding.
 - Children will also visit the **school library once a week** and choose a picture book to share with you at home.
 - Reception: Once your child is settled, they will bring home a **reading book and reading record**. This book is for you to enjoy together. Please write a short comment in the record so we know they have read at home.
- ✦ Working together in this way helps to build a strong link between home and school, supporting your child's **progress and love of learning**.



Food and Drink at School

Water

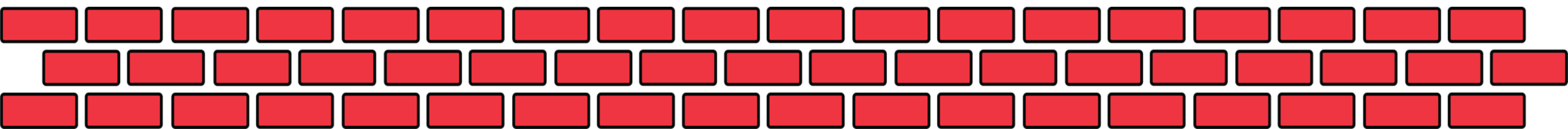
- Please send your child in with a **named water bottle** every day.

Snack

- Children are provided with a piece of fruit or vegetable each day.

Lunch

- **School dinners** are ordered via *ParentPay* before 8am.
- Children may also bring a **healthy, balanced packed lunch**.
- Please remember: **no nuts** in any food brought into school.



What to bring to school everyday

Book bag



**Book and reading
Record**



Water bottle



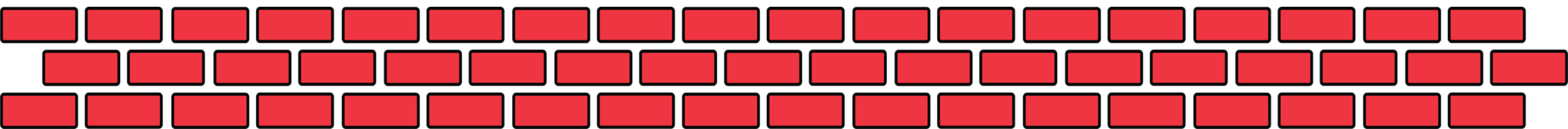
**Lunchbox/bag
(if applicable)**



**Coat
(suitable for all
types of weather)**



- A hat, scarf and gloves are needed for colder days
- A sun hat is needed for warmer days (please apply sun block at home)
- **All clothes and other items that your child brings to school need to be named**



School Uniform



shirt or blouse



polo shirt



jumper/ cardigan



sweatshirt



trousers/ shorts



skirt/ pinafore



summer dress



leggings

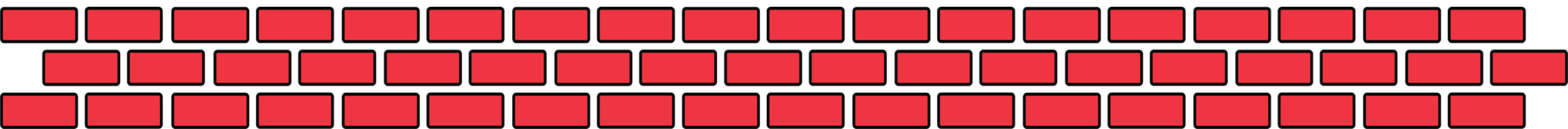


black shoes



school fleece

- Our school colour is yellow and is teamed with white and grey
- You can purchase items of clothing with the school logo on from Stevensons www.stevensons.co.uk
- Please ensure your child is dressed suitably for the weather – we are outside at much as possible
- **All clothes and other items that your child brings to school need to be named**
- No hoodies!



PE kit

- All children should **wear PE kit** to school on their PE day (PE days may move)
- Suitable kit for PE lessons outside
- Children with long hair should have it tied back on PE day
- All jewellery should be removed on PE days - unless for religious reasons.
- If earrings cannot be removed, then they should be taped (provided by home).
- Change into PE kit in school if they have an extracurricular sport club

Nursery PE every Wednesday
Reception PE every Tuesday

PE shorts



PE leggings



PE t-shirt



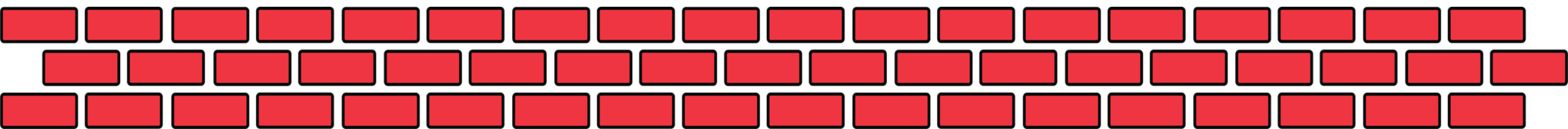
**Plimsolls or
trainers**



**PE jogging
trousers**



PE sweatshirt



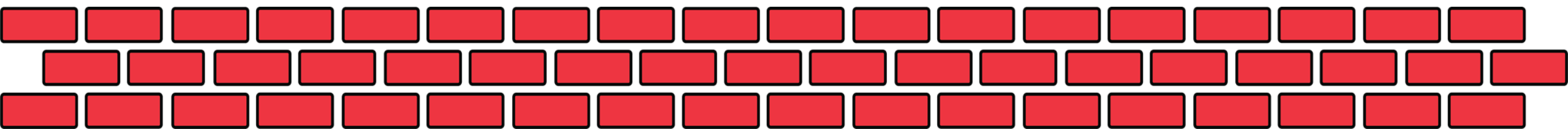
Life at school

Contacting School

- All communication to teachers should go through the **school office.**

How We Communicate with You

- We use **ReachMoreParents** reachmoreparents.com to share:
 - School events
 - Letters and updates
 - Changes to collection arrangements
 - Attendance and illness reporting



Wrap around care

Reception children only

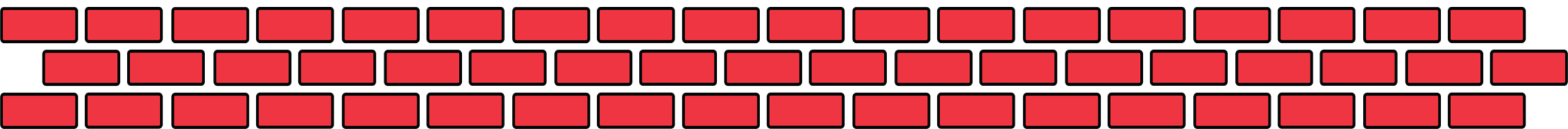
Happy Times Club

- **On-site breakfast and after-school clubs** available every day.
 - Breakfast Club: 7:30am – 8:45am
 - After-School Club: 3:10pm – 6:00pm
- Families can choose from **contract bookings** (regular sessions) or **ad hoc bookings** (as needed).
- To register or make a booking, please visit:
👉 www.happytimesafterschoolclub.co.uk
- Applications for **contract bookings** are now open.

Children enjoy a wide range of activities, from physical games and role play to arts, crafts and educational play. They are also provided with a healthy snack each morning and afternoon.




HAPPY TIMES CLUB





Alfred Sutton
Primary School



Thank you!

We look forward to working
with you this year.

