

A watercolor illustration of a school building with a tree and a bench. The building is a long, two-story structure with a central gable and several chimneys. The windows are multi-paned. A tree with green leaves is on the left, and a wooden bench is in the foreground. The sky is blue with white clouds. The text "Welcome to Year 6" is overlaid in the center.

Welcome to Year 6



Welcome to Alfred Sutton Primary School

- We are ready to help you and your child embark upon the next part of their learning journey and warmly welcome you to Y6
- At Alfred Sutton, we aim to ensure that everyday is full of purposeful learning driven by an exciting and creative curriculum



Transition from Year Five to Year Six

- Transition is very important: we want your child to feel happy and confident in their new environment and with new staff.
- Children will have their new teacher visit them in their current class before summer. This is an opportunity for them to ask questions about Year Six.
- You will also have the opportunity to meet your child's new teacher during the after school "Meet the Teacher" session.



Staff in Year 6

- **Bear class – Mrs Dakovic**
- **Lynx class – Mrs Miles**(Assistant headteacher and inclusion lead for multilingual learners)
- **Wolf class – Mrs Hussain** (Y6 lead)

With support provided by:

- **Mrs Lawson** (Deputy headteacher & Y6 teacher)
- **Ms Tait**



In partnership

- The Y6 team are committed to working in partnership with you
- We are dedicated to providing the highest quality all round education
- In turn, we trust your child will take full advantage of every learning opportunity, investing in being the best they can be
- Working together will result in the best Y6 experience and a smooth transition from KS2 to KS3 for every child



English and maths learning in Y6

Pupils:

Spoken language

- ❖ Further develop confidence and competence in spoken language and listening skills e.g. explaining, discussing, debating, performing and responding

Writing

- ❖ Write creative, engaging texts for a range of purposes and audiences
- ❖ Develop their vocabulary and transcription, grammar and punctuation skills

Reading

- ❖ Read for pleasure and to gain knowledge
- ❖ Read for meaning and vocabulary development
- ❖ Read for curriculum enrichment
- ❖ Read to feed their imagination

Maths

- ❖ Acquire fluency across the areas of Y6 study
- ❖ Use and apply this knowledge in arithmetic, reasoning and problem solving



Learning in Year Six: the wider curriculum

Wider Curriculum

- | | |
|-------------------------|-------------|
| ❖ Science | ❖ Geography |
| ❖ RE | ❖ History |
| ❖ RHE | ❖ Spanish |
| ❖ Art and design | ❖ Music |
| ❖ Computing | ❖ PE |
| ❖ Design and technology | |



Timetable

Daily: reading, spelling, punctuation, grammar & handwriting, cross-curricular writing (science, geography and history) and maths

Weekly/fortnightly : PE, RE, RHE, computing, DT, art & design, Spanish and music

Please note: this is a guide only



The school day – start and finish

- School gates open at 8.30am; Y6 doors open at 8.40am
- Class doors close at 8.50am and the register is taken; children arriving after 8.50am need to be signed in at the office and will be marked as late
- School ends at 3.10pm
- Collection - please wait in the playground and your child will join you
- Home alone - please confirm this arrangement in writing



The school day – healthy eating

- Water – please bring in a named water bottle
- Snack – a piece of fruit or vegetable
- Lunchtime
 - School dinner
 - ParentPay
 - Ordered before 8am
 - Packed lunch
 - Healthy and balanced
 - No nuts



What to bring to school every day



Book bag or rucksack containing reading records, reading books and stationery (if taken home)



Water bottle



Snack and lunch box/bag (if applicable)

- Colder days – hats and gloves
- Warmer days – sunhats (please apply sun block at home)



Coat (suitable for all types of weather)

Break and lunch

- Break 10.45 – 11.00am
- Lunch break 12.20 – 1.20pm
- Y6 lunch is 1.00 – 1.20pm
- Y6 break area: basket ball and football pitch area
- Y6 lunchtime area: basket ball and football pitch area



Equipment

We ask that children bring the following into school:

A clear pencil case, containing:

- HB pencils
- Rubber
- 15cm clear ruler
- Pencil sharpener

Please note that although we will provide these items if preferred, taking personal responsibility for this equipment is valuable preparation for secondary school.









School Uniform

- We would ask for your support in sending your child to school smartly dressed, in correct school uniform.

				
shirt or blouse	polo shirt	jumper/ cardigan	sweatshirt	trousers/ shorts
				
skirt/ pinafore	summer dress	leggings	black shoes	school fleece

- Our school uniform colours are yellow, white and grey
- Uniform with or without the school logo can be worn – logo items can be bought from Stevensons www.stevensons.co.uk
- Please ensure your child is dressed suitably for the weather and for running around
- **All clothes and other items that your child brings to school should be named**

PE kit

		
PE shorts	PE leggings – grey or black	PE t-shirt – white
		
plimsolls/ trainers	PE jogging trousers	PE sweatshirt

- On PE days / after school PE club days, pupils should wear PE kits to school
- PE days are: Blue Tuesdays and Red Mondays
- Children with long hair should have it tied back on PE days

Securing the best outcomes for your child

In order for us to achieve the best outcomes we can for your child, please:

- **Work in partnership with us**
- **Ensure strong attendance** of at least 97% (no more than 5 days absence over a year and preferably fewer) and **good punctuality**



Preparation for secondary school

- Pupils with good punctuality and attendance, who are self-disciplined and work hard make excellent progress all round in Y6
- Pupils will then start secondary school with the personal qualities and best academic baseline they can achieve, which will help them to make the most of every opportunity and flourish



Happy together.

Personal development

- Throughout Y6, pupils will be engaging in a wide range of learning opportunities that we hope will equip them with the personal qualities needed to be the best they can be
- In the Y6 building we have displays that inspire pupils to be role models and take on positions of responsibility within the school



Achieving together.

We want pupils to achieve their very best in Year 6. This will set them on the right path at secondary school and beyond. In order to do well, it is important that they:

- Work hard
- Have self-discipline
- Arrive at school on time
- Have very good attendance



Homework to reinforce learning

- **Reading:** daily (at least 20 minutes) - pupils should read either their library or class reading book or alternatively a book from home; all pupils will benefit from being heard read and being asked questions about their reading
- **English:** a weekly task (approximately 45 minutes)
- **Maths:** a weekly task (approximately 45 minutes)
- **Tables:** daily chanting to build/improve fluency (approximately 15 minutes)
- The revision programme for SATs will mean that additional homework tasks are sometimes set
- At times, pupils will be required to take their exercise books home to complete work



Missed Work

There may be occasions where work is missed: either due to absence, or homework expectations not being met. It is important that children catch up as much as possible so that their learning gaps are closed. We would normally give pupils the option of either taking work home to complete or staying in with a member of staff at break/lunch.



The importance of SATs

SATs

- Are a very important starting point for your child's secondary education and results are sent direct to secondary schools by the Local Authority
- Provide secondary schools with an academic baseline used for ability grouping and to set GCSE benchmarks



SATs results

The trend in Alfred Sutton SATs' results in recent years is strong pupil progress that translates to above expected attainment from their starting points (KS1 SATs results)

- Unfortunately, every year, a small number of Y6 pupils have poor attendance
- Our school results remain very high because our children with strong attendance usually make better than expected progress which offsets those with low attendance who do not



Admin

- School office
- Communication www.weduc.co.uk
 - Events
 - Letters
 - Changes in usual collection
 - Illness/other absence reporting
- After school childcare and extra-curricular clubs
www.getactivesports.com



A watercolor illustration of a school building with a tree and a sky. The building is a long, two-story structure with a central tower and several chimneys. The sky is blue with white clouds. A tree with green leaves is on the left. In the foreground, there is a paved area with a bench and a wooden structure. The artist's signature 'D. TAIT' is visible on the right side of the building.

And Finally...

We want the very best for children and look forward to your support in helping us prepare your child for secondary school as a successful, well-rounded individual.

